

Operating Instructions

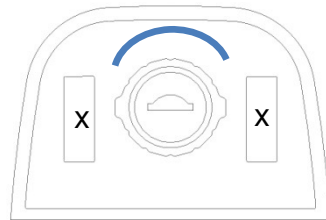
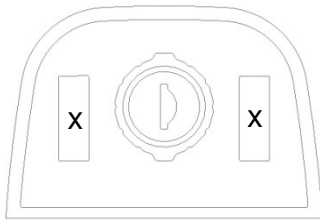
Dustbin system 2310



Safety- instructions

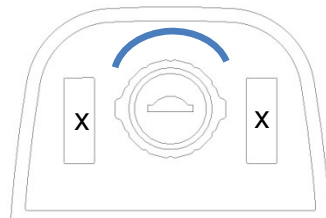
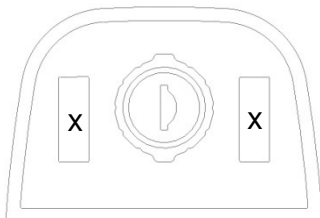
1. Change the pre-set code "0-0" for security reasons immediately to your personal PIN code.
2. Please note the new code at a location not accessible to other people.
3. The lock can only be opened with the key or the personal code
4. After closing the dustbin you must immediately change the code of the combination lock again.

How to open the dustbin



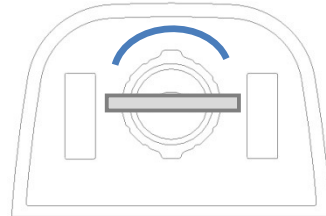
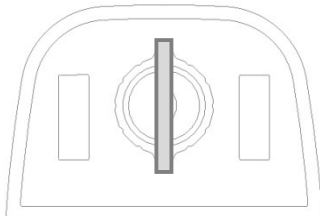
1. to open the dustbin set the number „0-0“ or your personal PIN code.
2. now turn the button to the "left".

How to modify the PIN



1. set the PIN „0-0“ or your personal PIN „x-x“ .
2. turn the button to the "left" to the maximum position and hold.
3. set your personal PIN code.
4. release the button
(The new PIN is stored)

How to open the dustbin with the key



1. insert the key.
2. turn the key to the „left“ to the stop position.